



# ARTMAN

## DELTA

A passion for accuracy and detail

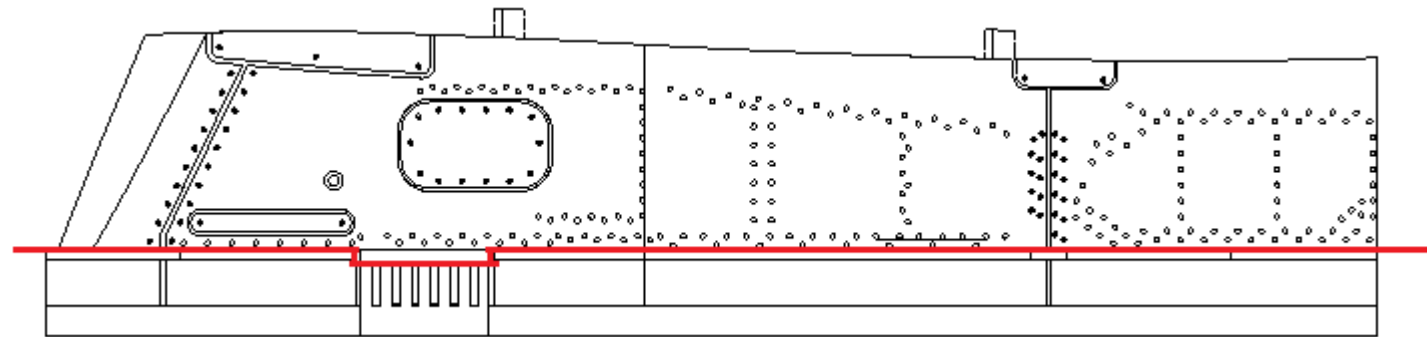
# CRP18 Pylon

## Building Instructions and Colour Callouts

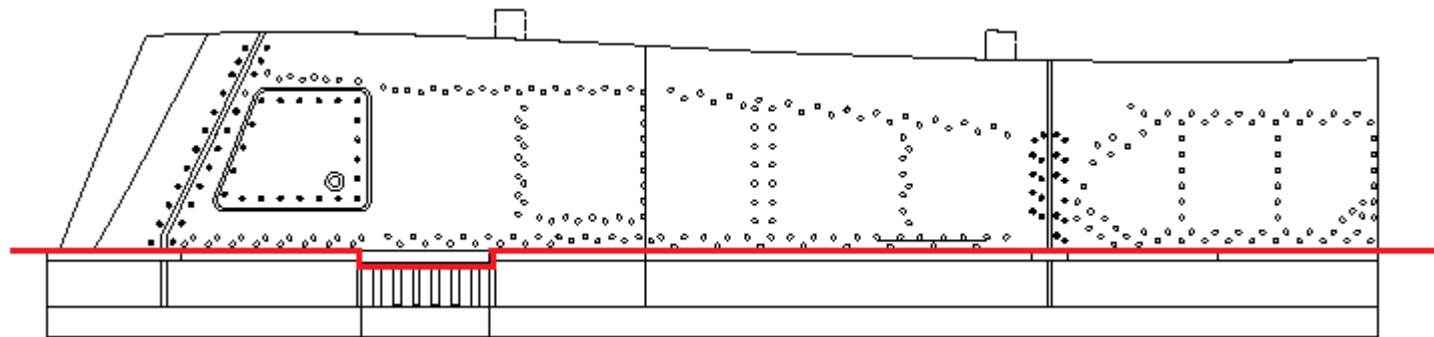
### Colour Callouts:

**\*See preferred references to decide what colours to use on your CRP18 Pylons**

For in depth research, information and photos, see the **ArtMan Delta Info Pack** for the Matra JL-100 Rocket Pod Fuel Tanks and CRP18 Pylons



Right Hand Pylon



Left Hand Pylon

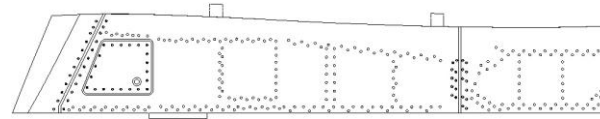
*Remove the print supports below the red lines*




- AD32029** – Designed to be used on Italeri 1:32 Dassault Mirage IIIC and IIIE/R and reboxed Revell 1:32 Dassault Mirage IIIE/RD/D Kits  
**AD48029E** – Designed to be used on Eduard 1:48 Dassault Mirage IIIC and IIICJ Kits  
**AD48029K** – Designed to be used on Kinetic 1:48 Dassault Mirage III Kits / Nesher Kits / IAI Kfir Kits and Atlas Cheetah Kits

Use cyanoacrylate glue  
to bond the parts  
together

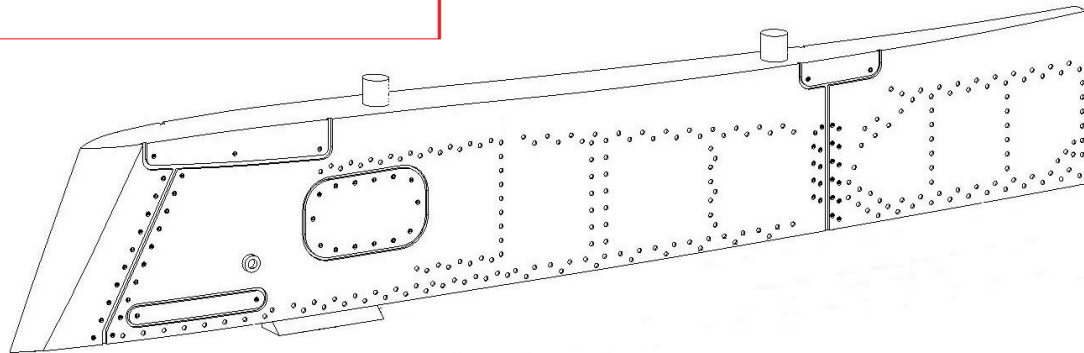
\*It is recommended to use a  
primer prior to painting the  
parts



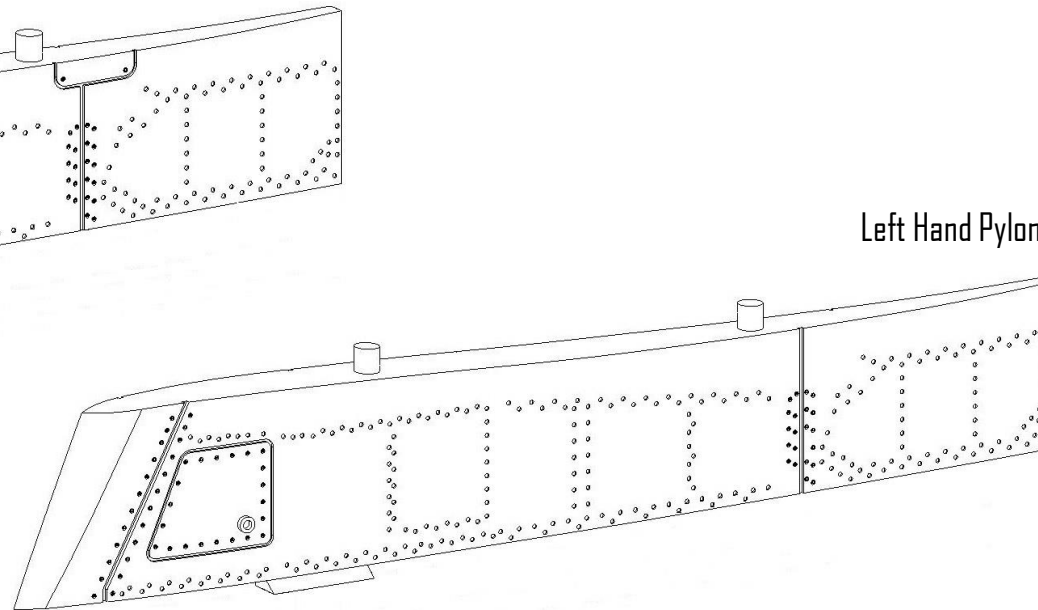
Left Hand Pylon



Right Hand Pylon



Right Hand Pylon



Left Hand Pylon

#### WARNING

- This is not a toy.
- These items are not suitable for children.
- Modelling experience is required.
- Always wear eye protection when cutting the resin off any supports.
- Do not breathe the resin dust in as it may be harmful to your health.
- It is recommended to wear breathing protection such as a face mask when handling and cutting/ grinding/ sanding resin.
- Not for consumption, keep away from children and animals.